


IQTS244 DRY CUT TILE SAW SERVICE BULLETIN

February 25th, 2017



This service bulletin affects machines with serial numbers 160001 through 160100

This bulletin is to inform you that there can be a leak from the filter and dust tray in select saws. There are two plugs, a filter housing plug and a dust collection tray plug, that will be used to stop the air leak. Below are instructions on how to insert the plugs. For additional assistance, please contact iQ Power Tools customer service at 888-274-7744.

Filter Housing Plug





This plastic plug (A) needs to be inserted into this hole (B) on the bottom of the filter housing near the filter.





Push plug in firmly (A) until it is completely seated (B).

Dust Collection Tray Plug



This plastic plug (A) needs to be inserted into this hole (B) on the top of the dust collection tray.



Push plug down firmly (A) until it is completely seated (B).